



Let the Global Giants power your portfolio

Aditya Birla Sun Life MNC Fund

(An open ended equity scheme following the MNC theme in its investments)

Monthly SIP of
₹10,000
started 23 years[#] ago

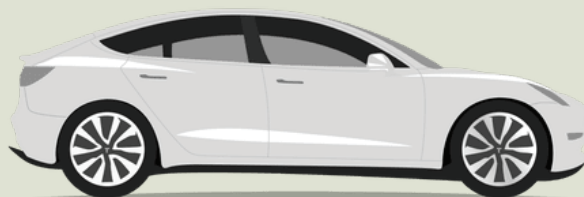


would have
grown to
**₹2.96
Crores**
TODAY!

Investment of
₹1 Lakh grew to



₹28.78 Lakhs
in 23 years[#]



[#]Inception date: December 27, 1999

Why invest in Aditya Birla Sun Life MNC Fund?



Invests in securities of MNCs through a research-based investment approach.



MNCs tend to have predictable earnings and good corporate governance practices.



MNCs in India have grown comparatively better and have healthy cash flows.



MNC companies have technological advantage.



For quick transaction,
generate your exclusive

• ABSLMF •

PARTNER



EASYLINK

CLICK HERE

Scan QR code
to know more about the fund



Scheme Performance Summary

Aditya Birla Sun Life MNC Fund - Regular Plan - Growth Option				NAV as on July 31, 2023: ₹1039.5
Fund Managers: Mr. Chanchal Khandelwal (Since December 28, 2021) & Mr. Dhaval Joshi (Since November 21, 2022)				
Particulars	CAGR % Returns			
	Since Inception	5 Years	3 Years	1 Year
Aditya Birla Sun Life MNC Fund	15.29%	6.38%	12.69%	9.91%
B: Nifty MNC TRI	13.19%	10.35%	20.01%	18.23%
AB: Nifty 50 TRI	13.31%	13.02%	22.71%	16.18%
Current Value of Standard Investment of ₹10,000 invested (in ₹)				
Aditya Birla Sun Life MNC Fund	2,87,870	13,623	14,309	10,997
B: Nifty MNC TRI	1,86,354	16,364	17,284	11,834
AB: Nifty 50 TRI	1,91,223	18,447	18,479	11,628
*Inception date: December 27, 1999				

Past performance may or may not be sustained in future. The above performance is of Regular Plan - Growth Option. Kindly note that different plans have different expense structure. Load and Taxes are not considered for computation of returns. When scheme/additional benchmark returns are not available, they have not been shown. Total Schemes managed by Mr. Chanchal Khandelwal is 4. Total Schemes managed by Mr. Dhaval Joshi is 50. The scheme is currently managed by Mr. Chanchal Khandelwal since December 31, 2021 (1.7) years & Mr. Dhaval Joshi since November 21, 2022 (0.8) years.

PERFORMANCE OF OTHER OPEN ENDED SCHEME MANAGED BY Mr. CHANCHAL KHANDELWAL						
Fund Manager: Mr. Chanchal Khandelwal						
Schemes Name	CAGR % Returns					
	5 Years		3 Years		1 Year	
	Scheme	Benchmark	Scheme	Benchmark	Scheme	Benchmark
Aditya Birla Sun Life India GenNext Fund	14.29%	11.14%	24.95%	20.78%	16.63%	12.70%
Aditya Birla Sun Life Equity Hybrid '95 Fund	8.73%	11.89%	18.72%	17.11%	12.04%	13.24%
Aditya Birla Sun Life Special Opportunities Fund	NA	NA	NA	NA	15.55%	17.31%

Note:

- a. Mr. Chanchal Khandelwal manages 4 open-ended schemes of Aditya Birla Sun Life Mutual Fund.
b. Different plans shall have a different expense structure. The performance details provided herein are Regular Plan - Growth Option.

PERFORMANCE OF OTHER OPEN ENDED SCHEME MANAGED BY MR. DHAVAL JOSHI						
Fund Manager: Mr. Dhaval Joshi						
Schemes Name	CAGR % Returns					
	5 Years		3 Years		1 Year	
	Scheme	Benchmark	Scheme	Benchmark	Scheme	Benchmark
Aditya Birla Sun Life Small Cap Fund	10.47%	15.05%	34.71%	39.75%	26.00%	32.34%
Aditya Birla Sun Life Infrastructure Fund	14.58%	15.96%	38.78%	26.33%	41.37%	25.73%
Aditya Birla Sun Life Equity Advantage Fund	9.49%	14.85%	21.36%	28.53%	14.29%	20.49%
Aditya Birla Sun Life Midcap Fund	11.84%	17.24%	30.11%	35.20%	17.81%	26.98%
Aditya Birla Sun Life Dividend Yield Fund	12.53%	13.29%	26.10%	24.91%	25.95%	17.25%
Aditya Birla Sun Life Banking & Financial Services Fund	9.36%	12.45%	28.34%	24.64%	26.44%	17.56%

Note:

- a. Mr. Dhaval Joshi manages 50 open-ended schemes of Aditya Birla Sun Life Mutual Fund.
b. Different plans shall have a different expense structure. The performance details provided herein are Regular Plan - Growth Option.

SIP PERFORMANCE - REGULAR PLAN - GROWTH (ASSUMING SIP OF ₹10,000 PER MONTH)				
Fund Manager: Mr. Chanchal Khandelwal & Mr. Dhaval Joshi				
Particulars	Since Inception	5 Years	3 Years	1 Year
Total Amount Invested (in ₹)	28,40,000	6,00,000	3,60,000	1,20,000
Market Value of amount Invested	2,96,02,039	7,50,036	4,12,648	1,33,514
Scheme Returns (CAGR)	16.73%	8.87%	9.08%	21.64%
B: Nifty MNC TRI Returns (CAGR)	15.50%	16.26%	17.74%	26.92%
AB: Nifty 50 TRI Returns (CAGR)	14.59%	16.79%	16.41%	20.90%

Date of First Installment: January 01, 2000 & Scheme Inception Date: December 27, 1999. Past Performance may or may not be sustained in future. For SIP returns, monthly investment of equal amounts invested on the 1st day of every month has been considered.

PRODUCT LABEL			
Name of Scheme	This product is suitable for investors who are seeking*:	Riskometer	Benchmark Riskometer Nifty MNC TRI
Aditya Birla Sun Life MNC Fund (An open ended equity scheme following the MNC theme in its investments)	<ul style="list-style-type: none"> Long term capital growth Investments in equity and equity related securities of multinational companies (MNCs) 	<p>Investors understand that their principal will be at Very High risk</p>	<p>Benchmark Riskometer is at Very High risk</p>
*Investors should consult their financial advisors if in doubt whether the product is suitable for them.			

Data as on July 31, 2023 | B: Benchmark | AB: Additional Benchmark

B: Benchmark, AB: Additional Benchmark

Contact your financial advisor for further details OR Visit - www.mutualfund.adityabirlacapital.com

Follow us at

Mutual Fund Investments are subject to market risks, read all scheme related documents carefully.